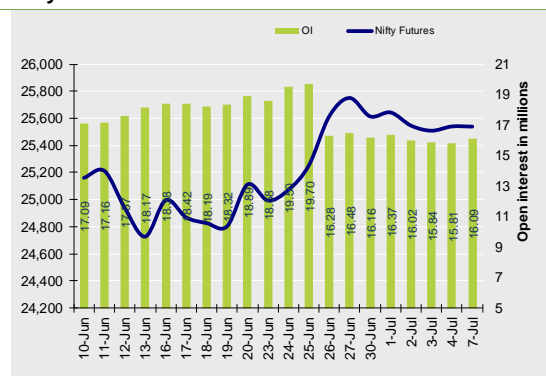


Nifty Snapshot

	Close	Prv Cl.	Ab chg	% chg
Spot	25,461.30	25,461.00	0.30	0.00
Futures	25,538.90	25,540.10	-1.20	0.00
Oil(ml shr)	16.09	15.81	0.28	1.77
Vol (lots)	50050	66766	-16716	-25.04
COC	77.60	79.10	-1.50	-1.9
PCR-OI	0.95	0.93	0.02	1.9

Nifty Futures Price v/s OI



Institutional Activity in previous trading session

(in Rs cr.)	Buy	Sell	Net
Index Futures	2131.82	2799.86	-668.04
Index Options	753074.66	756859.13	-3784.47
Stock Futures	13232.63	13425.87	-193.24
Stock Options	14034.56	14027.29	7.27
FII Cash	8,962.48	8,641.32	321.16
DII Cash	11,129.04	9,275.65	1,853.39

Net FII Activity (in Rs cr.)

Date	Idx Fut	Stk Fut	Idx Opt	Cash
7-Jul	-668.0	-193.2	-3784.5	321
4-Jul	-747.5	-421.7	-1381.2	-760
3-Jul	-2443.6	-177.7	65491.2	-1481
2-Jul	-2057.5	714.1	-16628.3	-1562
1-Jul	-115.7	-1334.9	27647.4	-1970
30-Jun	-902.9	-3491.4	-10904.4	-832

Technical Pivot (Intraday):

	S2	S1	PIVOT	R1	R2
NIFTY	25430	25485	25530	25585	25630
BANKNIFTY	56870	57030	57225	57385	57580

(Price is in Rs; OI is in million units; Price chg and OI chg are in percentage) **NB RESEARCH**

Fresh Longs seen in:

Scrip	Price	Price chg	OI	OI Chg
IIFL	489.6	2.7	17.7	6.2
PGEL	762.7	0.6	3.4	6.1
LTIM	5363.5	0.4	2.3	3.7

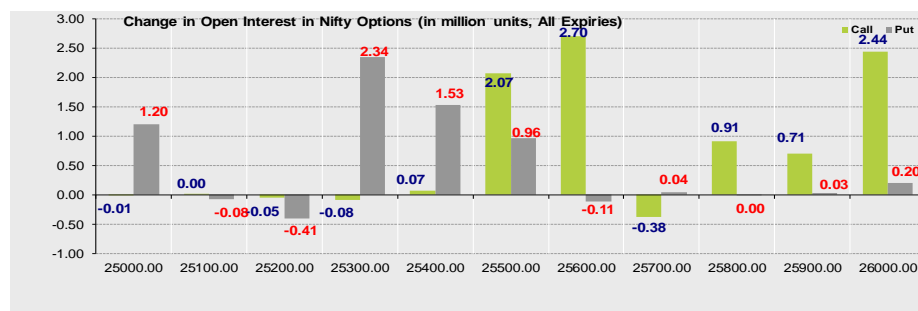
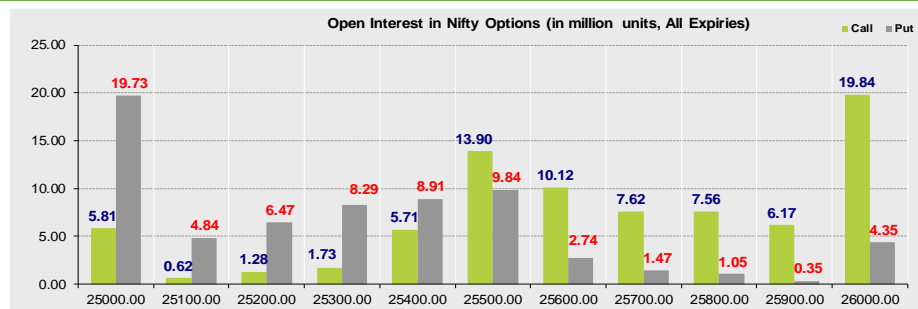
Short Covering seen in:

Scrip	Price	Price chg	OI	OI Chg
360ONE	1253.2	0.4	1.2	-8.4
NYKAA	201.9	1.8	59.8	-7.3
DABUR	508.9	3.6	21.2	-6.2

Summary

- Indian markets closed on a flat note where selling was mainly seen in IT, Metals, Consumer Durables Sectors. Nifty Jul Futures closed at 25538.90 (down 1.20 points) at a premium of 77.60 pts to spot.
- FIIIs were net buyers in Cash to the tune of 321.16 Cr and were net sellers in index futures to the tune of 668.04 Cr.
- India VIX increased by 1.98% to close at 12.56 touching an intraday high of 12.79.

Open Interest in Nifty Options:



- The above second chart shows previous trading day's change in Nifty options where Addition in OI were seen in 25800, 25600, 25500 strike Calls and at 25300, 25400, 25500, strike Puts indicating market is likely to remain range bound in the near term.
- Highest OI build-up is seen at 26000 strike Calls and 25000 strike Puts, to the tune of 19.84mn and 19.73mn respectively.

Outlook on Nifty:

Index is likely to open on a flattish note today and is likely to remain range bound during the day.

NIFTY50 Options OI (CE OI = Resistance) (PE OI = Support)

Symbol	Highest CE OI	Highest PE OI	CMP
ADANIENT	2700	2700	2589
ADANIPTS	1500	1400	1440
APOLLOHOSP	7600	7000	7635
ASIANPAINT	2500	2300	2457
AXISBANK	1200	1200	1178
BAJAJ-AUTO	9000	8000	8485
BAJFINANCE	950	900	928
BAJAJFINSV	2100	1980	2015
BEL	430	400	419
BHARTIARTL	2040	1900	2023
CIPLA	1600	1340	1518
COALINDIA	400	400	385
DRREDDY	1400	1100	1308
EICHERMOT	5800	5800	5697
ETERNAL	270	250	260
GRASIM	3000	2600	2793
HCLTECH	1960	1700	1700
HDFCBANK	2020	1900	1996
HDFCLIFE	820	740	794
HEROMOTOCO	4400	4200	4259
HINDALCO	700	700	694
HINDUNILVR	2400	2300	2417
ICICIBANK	1500	1400	1443
ITC	420	420	418
INDUSINDBK	900	800	857

NIFTY50 Options OI (CE OI = Resistance) (PE OI = Support)

Symbol	Highest CE OI	Highest PE OI	CMP
INFY	1700	1600	1631
JSWSTEEL	1180	1000	1044
JIOFIN	330	300	330
KOTAKBANK	2200	2100	2156
LT	3700	3500	3598
M&M	3200	3200	3171
MARUTI	12800	12000	12534
NTPC	345	330	338
NESTLEIND	2500	2300	2435
ONGC	250	240	243
POWERGRID	300	290	297
RELIANCE	1600	1500	1545
SBILIFE	1900	1800	1812
SHRIRAMFIN	700	700	672
SBIN	820	800	811
SUNPHARMA	1700	1500	1685
TCS	3500	3400	3415
TATACONSUM	1230	980	1107
TATAMOTORS	700	700	690
TATASTEEL	170	160	163
TECHM	1670	1390	1632
TITAN	3880	3600	3675
TRENT	6000	5500	5521
ULTRACEMCO	13800	11000	12380
WIPRO	310	240	269

OI against MWPL				
Symbol	MWPL	Open Interest	Limit for next day	% OI
RBLBANK	121575211	106137075	Ban	87%
BANDHANBNK	193371109	157777200	25925353	82%
HINDCOPPER	65482129	51200650	11007372	78%
ABFRL	121580965	91028600	24473316	75%
BSOFT	32988281	24373700	6965166	74%
TITAGARH	16037381	11837075	3398436	74%
TATATECH	36328758	26425600	8086720	73%
NMDC	689383367	483786000	171128198	70%
LICHSGFIN	60244101	40613000	16618895	67%
NATIONALUM	178967755	119576250	50443117	67%
MCX	10180563	6794875	2876659	67%
LTF	168467595	111996200	48048015	66%
CHAMBLFERT	31728204	21023500	9118293	66%
GLENMARK	30111043	19868625	8736865	66%
TATACHEM	31601465	20664150	9357241	65%
GRANULES	29668038	19126400	9058236	64%
HUDCO	100095000	63983175	31107075	64%
SAIL	289148547	181415300	93275819	63%
CDSL	35530000	21943575	11809925	62%
HFCL	189248684	114281100	65505149	60%
PNB	687763516	414544000	238831340	60%
LAURUSLABS	78058155	46564700	27590547	60%
ANGELONE	11638502	6789500	4267076	58%
BSE	63536556	36661125	23698603	58%
INDUSINDBK	125014099	72032100	46731294	58%
ABCAPITAL	162442174	90160400	64159665	56%
BOSCHLTD	1737683	942700	708098	54%
ADANIENT	60081955	32388600	24689257	54%
AARTIIND	41876170	21771075	18011286	52%
BIOCON	121306033	62560000	52680731	52%
DLF	128335464	66136125	55782565	52%
RECLTD	249446067	127137900	109835863	51%
PATANJALI	22129978	11260200	9763279	51%

[illegible]

Derivative Recommendations:

Stock Name	Call (Buy/Sell)	Entry price	Targets	Stop Loss	Duration	Status
BANKBARODA 250 CE	Buy	6.2	13	3	1-2 Days	Open
ULTRACEMCO (Bull Call spread)	Strategy	260	640	200	Positional	Open
GRANULES Future	Buy	493	530	480	2-3 Days	Open
BHARTIARTL Future	STBT	2018	1958	2048	STBT	Open
CUMMINSIND 3450CE	Buy	82	110	64	1-2 Days	Open

FROM THE EQUITY DERIVATIVE DESK:

NIRAV HARISH CHHEDA
AVP - DERIVATIVES AND TECHNICAL RESEARCH
E-Mail: nirav.chheda@nirmalbang.com
Tel no: 6273-8199/8000

AMIT BHUPTANI
SNR.DERIVATIVES AND TECHNICAL RESEARCH ANALYST
E-Mail: amit.bhuptani@nirmalbang.com
Tel no: 6273-8242/8000

DISCLOSURES

Research Reports that are published by Nirmal Bang Securities Private Limited (hereinafter referred to as "NBSPL") are for private circulation only. NBSPL is a registered Research Analyst under SEBI (Research Analyst) Regulations, 2014 having Registration no. INH000001766. NBSPL is also a registered Stock Broker with National Stock Exchange of India Limited, BSE Limited, Metropolitan Stock Exchange of India Limited, Multi Commodity Exchange of India Limited, National Commodity and Derivative Exchange Limited and Indian Commodity Exchange Limited in cash and Equity and Commodities derivatives segments.

NBSPL has other business divisions with independent research teams separated by Chinese walls, and therefore may, at times, have different or contrary views on stocks and markets.

NBSPL or its associates have not been debarred / suspended by SEBI or any other regulatory authority for accessing / dealing in securities Market. NBSPL, its associates or analyst or his relatives do not hold any financial interest (Except Investment) in the subject company. NBSPL or its associates or Analyst do not have any conflict or material conflict of interest at the time of publication of the research report with the subject company. NBSPL or its associates or Analyst or his relatives may or may not hold beneficial ownership of 1% or more in the subject company at the end of the month immediately preceding the date of publication of this research report.

NBSPL or its associates / analyst has not received any compensation / managed or co-managed public offering of securities of the company covered by Analyst during the past twelve months. NBSPL or its associates have not received any compensation or other benefits from the company covered by Analyst or third party in connection with the research report. Analyst has not served as an officer, director or employee of Subject Company. NBSPL / analyst has not been engaged in market making activity of the subject company.

Analyst Certification: The research analysts and authors of these reports, hereby certify that the views expressed in this research report accurately reflects my/our personal views about the subject securities, issuers, products, sectors or industries. It is also certified that no part of the compensation of the analyst(s) was, is, or will be directly or indirectly related to the inclusion of specific recommendations or views in this research. The analyst(s) principally responsible for the preparation of this research report and has taken reasonable care to achieve and maintain independence and objectivity in making any recommendations.

DISCLAIMER

This report is for the personal information of the authorized recipient and does not construe to be any investment, legal or taxation advice to you. NBSPL is not soliciting any action based upon it. Nothing in this research shall be construed as a solicitation to buy or sell any security or product, or to engage in or refrain from engaging in any such transaction. In preparing this research, we did not take into account the investment objectives, financial situation and particular needs of the reader.

This research has been prepared for the general use of the clients of NBSPL and must not be copied, either in whole or in part, or distributed or redistributed to any other person in any form. If you are not the intended recipient you must not use or disclose the information in this research in any way. Though disseminated to all the customers simultaneously, not all customers may receive this report at the same time. NBSPL will not treat recipients as customers by virtue of their receiving this report. This report is not directed or intended for distribution to or use by any person or entity resident in a state, country or any jurisdiction, where such distribution, publication, availability or use would be contrary to law, regulation or which would subject NBSPL & its group companies to registration or licensing requirements within such jurisdictions.

The report is based on the information obtained from sources believed to be reliable, but we do not make any representation or warranty that it is accurate, complete or up-to-date and it should not be relied upon as such. We accept no obligation to correct or update the information or opinions in it. NBSPL or any of its affiliates or employees shall not be in any way responsible for any loss or damage that may arise to any person from any inadvertent error in the information contained in this report. NBSPL or any of its affiliates or employees do not provide, at any time, any express or implied warranty of any kind, regarding any matter pertaining to this report, including without limitation the implied warranties of merchantability, fitness for a particular purpose, and non-infringement. The recipients of this report should rely on their own investigations.

This information is subject to change without any prior notice. NBSPL reserves its absolute discretion and right to make or refrain from making modifications and alterations to this statement from time to time. Nevertheless, NBSPL is committed to providing independent and transparent recommendations to its clients, and would be happy to provide information in response to specific client queries.

Before making an investment decision on the basis of this research, the reader needs to consider, with or without the assistance of an adviser, whether the advice is appropriate in light of their particular investment needs, objectives and financial circumstances. There are risks involved in securities trading. The price of securities can and does fluctuate, and an individual security may even become valueless. International investors are reminded of the additional risks inherent in international investments, such as currency fluctuations and international stock market or economic conditions, which may adversely affect the value of the investment. Opinions expressed are subject to change without any notice. Neither the company nor the director or the employees of NBSPL accept any liability whatsoever for any direct, indirect, consequential or other loss arising from any use of this research and/or further communication in relation to this research. Here it may be noted that neither NBSPL, nor its directors, employees, agents or representatives shall be liable for any damages whether direct or indirect, incidental, special or consequential including lost revenue or lost profit that may arise from or in connection with the use of the information contained in this report.

Copyright of this document vests exclusively with NBSPL. Our reports are also available on our website www.nirmalbang.com